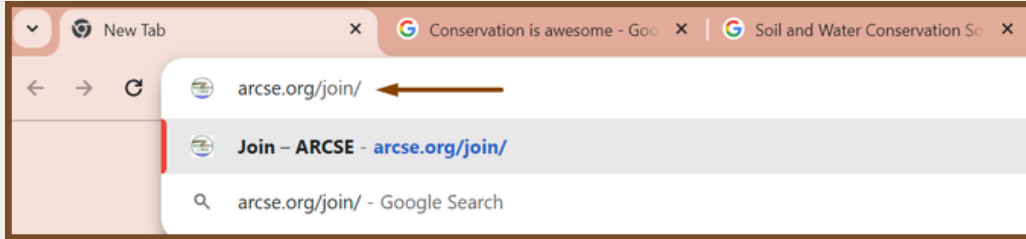


How to Join ARCSE

Step 1: Type "arcse.org/join/" into your search bar and go to the website.



Step 2: Scroll down and read through the page to decide your membership level.

Step 3: After deciding your membership level, choose to join online or by mail.

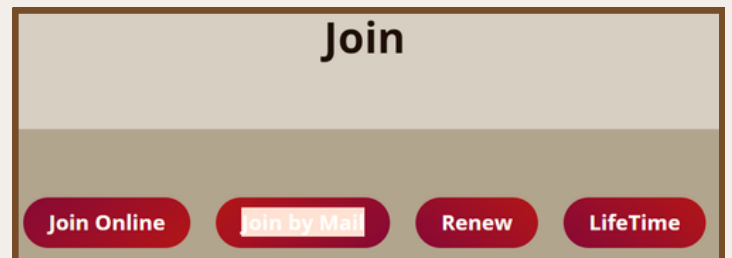
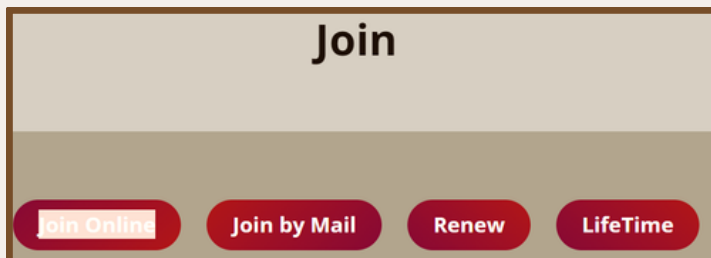
To join online:

Click the red bar that says "Join Online" and fill out the online membership form. Click "Send" to submit the online membership form.

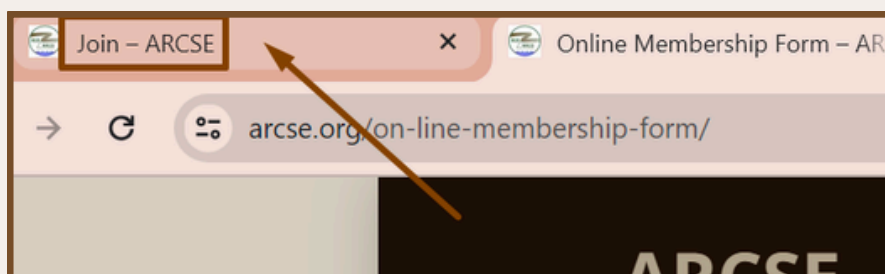
To join by mail:

Click the red bar that says "Join by Mail" and fill out the membership application PDF. Follow instructions in the document to submit by mail.

OR

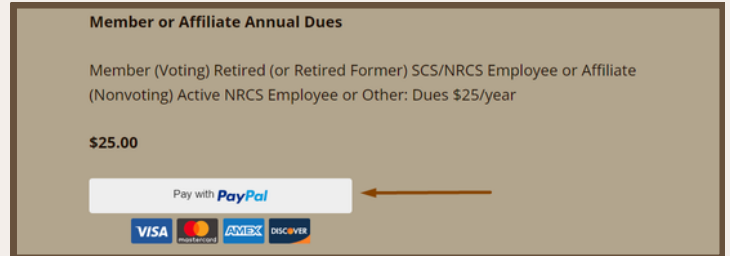
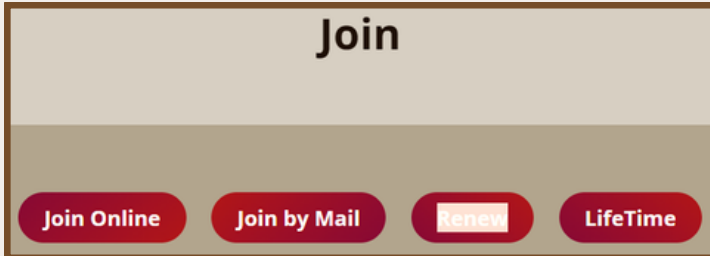


Step 4: Pay for your selected membership level online via PayPal on the Renew page or via check by mail.



To pay online via PayPal:

Navigate back to the Join page, then click the red bar that says "Renew." Next, click on the white PayPal button and follow their instructions to login in to your PayPal account or select the "Debit/Credit card" option as a guest.



OR

To pay via Check:

Send your check payment to
ARCSE, PO Box 8965, Moscow,
ID 83843

Need help with PayPal?

[PayPal Guide] How to get started

https://www.paypal.com/c2/webapps/mpp/how-to-guides/how-to-use-paypal?locale.x=en_C2

